lateral valve
type IV 10-3

3/2 way valve	**direct acting**
pressure range	vacuum
orifice	DN 10 mm
connection	thread
function	valve normally closed (B ►A) symbol **NC**

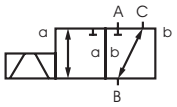

design	pulse acting	
body materials	⓪ aluminium	②
	③	⑤
	④	⑥
valve seat	synthetic resin on metal	
seal materials	NBR	

⚠ Above stated body materials refer to the valve port connections that get in contact with the media only!

general specifications

ports	IV	threads G 1/2
function		pulse acting
pressure range	bar	vacuum max. 98%
		Δp max. 1
vacuum	leak rate	< 10^{-6} mbar•l•s^{-1}
media		gaseous
flow direction		A ⇨ B / B ⇨ A / B ⇨ C / C ⇨ B
switching cycles	1/min	30
switching time	ms	opening 30 closing 30
media temperature	°C	-5 up to +60
weight	kg	1,1
nominal voltage	U_n	DC 24V
energized duty rating	ED	40%
actuation	DC	53 W

1- coil series connection

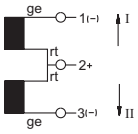

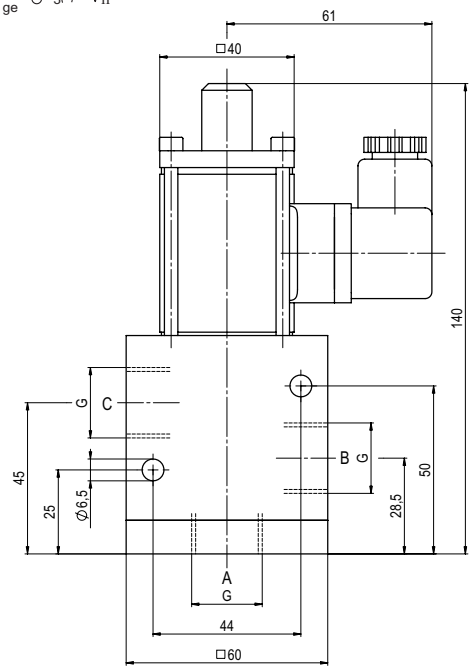

⚠ The valves' technical design is based on media and application requirements. This can lead to deviations from the general specifications shown on the data sheet with regards to the design, sealing materials and characteristics.

⚠ If order or application specifications are incomplete or imprecise there exists a risk of an incorrect technical design of the valve for the required application. As a consequence, the physical and / or chemical properties of the materials or seals used, may not be suitable for the intended application.

■ specifications not highlighted are standard
specifications highlighted in grey are optional